

MADE IN  
EUROPE




This product has been developed and manufactured using both raw materials and with production in Europe.

Choose quality, save money, and protect the environment.

(UK) User Manual

24\_20250114\_UK

Light Turner Soft  
Light Cover



Light Cover - S



Light Cover - M



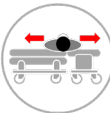
Light Cover - L



Light Turner Soft - M



Light Turner Soft - L



- 
- 
- 
- 
- 
- 
- 

Article no.	HMI no.	Name - Size	UDI-DI/GTIN
MC 001-2654	131094	Light Cover - S	5744001974124
MC 001-2655	125009	Light Cover - M	5744001971208
MC 001-2656	125026	Light Cover - L	5744001971215
MC 002-2712	131097	Light Turner Soft - M	5744001974858
MC 002-2713	137038	Light Turner Soft - L	5744001974865
MC 002-2720	-	Light Cover Export - M	5744001972281
MC 002-2730	-	Light Cover Export - L	5744001972298



Regulation MDR 2017/745 for medical devices class 1



ISO 12 31 03 21

The Original Nordic  
Human Handling Concept



SCAN ME



SCAN ME

Developed &  
Manufactured by:



master-care.dk

# Thank you for choosing a product from master care A/S.

We recommend reading the user manual thoroughly before using the product (-s).

The information in this user manual applies to the shown products provided that the products have not been modified or customized and that the products have been used as recommended in this user manual.

If the customer changes, repairs or uses the product in other combinations than recommended by master care A/S the CE-approval no longer applies and the guarantee becomes void.

In case of doubt, contact master care A/S or our distributor in your area.

## **MDR (EU) 2017/745:**

Products in this user manual are CE-approved and follows the harmonized standards. This means that the products are in compliance with the essential health and safety directives. The product(-s) comply with the standards in the Medical Device Regulation MDR (EU) 2017/745 – Class 1.

## **The intended use of the product/-s:**

*Applicable to Light Turner:* The intended use for the product is to reduce friction between the user and the mattress to make it easier for the helper and gentler for the user whilst turning, moving up/downwards, and moving to sitting position on the edge of the bed. This product should always be used in combination with a Satin Sheet from master care a/s. When combined with Light Cover the two products provide 4-way-glide.

*Applicable to Light Cover:* The intended use is to reduce friction against the surface while turning in the bed. Suitable for users with pain and reduced movement in hip, pelvic and/or back. This product has 2-way-glide.

## **Correct use of the product:**

Light Turners and Light Covers from master care constitutes in combination a turning system for users with decreased function when repositioning or resting in bed.

## **Contraindications:**

No contraindications are known for use of the product.

## **Warning:**

See the back page of the user manual.

## **Risk assessment:**

Always make a risk assessment and a functional assessment of the user prior to using the product. This way using the product for transferring or moving a user, is ergonomic and legally sound.

## **Knowledge of the product/transferring:**

It is important that the user of the product has been properly instructed in the use of the product and has read the user manual thoroughly prior to using the product.

master care A/S and our distributors provide education in the use of products and on our website all user manuals can be found.

## **Life span:**

The expected life span of products with satin sliding material with daily wear and tear and washing averagely is 2-5 years. The products life span depends on the use, users load, washing and drying temperatures and how often it is washed and dried.

Make visual inspections frequently and preferably before every use. Products with insufficient friction reduction, defect seams, broken material or other deficiencies must be discarded. This way you will always keep a sound and healthy work environment for both helper and user.

## **Guarantee:**

master care A/S provide a 2-year guarantee covering material defects and manufacturing defects if the product has been used correctly.

## **Unintended events and injuries when misusing the products:**

Unintended events must always be reported to the appropriate National Authority and to master care A/S or the distributor in the current country.

master care A/S and our distributors take no responsibility for personal injuries or product damages if the product(-s) have been used in contravention of the by the manufacturer recommended intended purpose or proper use of the product.



# User Manual - Light Turner and Light Cover

## Table of Contents

Mounting the Light Cover and Light Turner: . . . . .	page 2
Light Cover – minor impaired user or independent user: . . . . .	page 2
Transferring to sitting on the side of the bed with the Light Turner: . . . . .	page 2
Transferring to side lying position. Passiv user – 1 helper: . . . . .	page 3
Transferring to side lying position using a hoist (1 helper): . . . . .	page 3
Higher up in bed with or without the use of a hoist (1 helper): . . . . .	page 3
Preventing user from sliding down when sitting in bed: . . . . .	page 4
Preventing user from sliding down using the Light Turner Soft: . . . . .	page 4
Technical Specifikations . . . . .	page 6






# User Manual - Light Turner and Light Cover


## Mounting the Light Cover and Light Turner:



1. Place the Light Cover with "This side up"-tag towards the head of the bed. Place the elastic bands around the corners of the mattress. Without lifting place the wings under the mattress on each side.



2. Place the Light Cover - S on the mattress and mount the wings under the mattress on each side without lifting the mattress.



3. Place the Light Turner on top of the satin surface of the Light Cover. The "This side up"-tag must be towards the head of the bed.

## Light Cover – minor impaired user or independent user:



4. Turning: Bend the legs and turn to side lying position. The bedrail can be used to support the turning.



5. Move respectively hips and shoulders backwards until user is in a comfortable and stable position.



6. In/out of bed: Reduce the friction under the pelvis by using the satin sliding surface of the Light Cover.

## Transferring to sitting on the side of the bed with the Light Turner:



7. The user turns to side lying position either actively or using the Light Turner.



8. The Light Turner is removed from under the elevated buttocks. Lower the bed, slide the legs forwards and towards the floor. The head rest can also be elevated to support the user.



9. Ask the user to move to the edge of the bed. Knee and hip joint should be in an 90° angle and the pelvis positioned safely on top of the anti-skid material.

# User Manual - Light Turner and Light Cover

## Transferring to side lying position. Passiv user – 1 helper:



10. Place the Positioning Wedge - S next to the users stomach. Place a Positioning Cushion next to the user's legs and bend one of the user's leg. Elevate the bedrail.



11. If possible, the user grips the bedrail while the helper pulls the Light Turner to turn the user.



12. A Back Wedge can be placed behind the user's back to support the lying position. Elevate the rear bedrail.

## Transferring to side lying position using a hoist (1 helper):



13. Move the pillow to the side. Place the Positioning Wedge - S while the user is supine lying. Place the Positioning Cushion next to the users' legs.



14. Mount the Light Turner to the hoist and elevate the user to approximately 45°. Push the user's pelvis backwards and move the shoulders backwards afterwards.



15. Turn the user to a side lying position using the hoist. Push the user backwards to the perfect position in the bed. Place the upper leg on the Positioning Wedge – a Nylon Master can be used. Place head and arms comfortably.

## Higher up in bed with or without the use of a hoist (1 helper):



16. Mount 2 of the Light Turner's handles from each side of the pelvis to both left and right side of the yoke.



17. Alternatively: Elevate the foot rest. The helper supports the user's ankles while the user pushed them self upwards in bed. The foot rest can also be elevated.



18. Alternatively: Elevate the foot rest. The helper supports the user's ankles while the user pushed them self upwards in bed.

# User Manual - Light Turner and Light Cover

## Preventing user from sliding down when sitting in bed:



19. Make sure user's pelvis is placed in the correct position in the bed. Always elevate the knee-bend before elevating the head rest.



20. For extra support while sitting in the bed, place Positioning Wedges - XS under the thighs. Place them before elevating the head rest.



21. Place the Positioning Cushion - S under the user's feet to avoid sliding down. Elevate the head rest and correct the position of the shoulders and hips for a good sitting position.

## Preventing user from sliding down using the Light Turner Soft:



22. Grab the Light Turner – M at the foot end. Fold 15-20 cm of the Light Turner under the user's thighs on both sides.



23. Elevate the bed's knee-rest. Make sure the Light Turner does not fold under the user's thighs, using a flat hand between the Light Turner and the mattress.



24. If the user has reduced sitting stability, the Light Turner can be folded/rolled up along the user's sides and thus provide more support in this position.



# Product Quality - Functionality - Quality of Life



# User Manual - Light Turner / Light Cover

## Technical Specifications

### ISO certifications:

ISO 12952-1:2015

Textiles – Assessing the ignitability of all bedding items, when subject to a smouldering cigarette.

Article no. - Product Name:	Size:	Sliding piece:	Handles:	Max. user weight:	Contence:	Product weight:
MC 001-2654 - Light Cover - S	L 99 x W 200 cm	L 99 x W 65 cm	-	200 kg	63% Polyester, 37% Cotton	0,34 kg
MC 001-2655 - Light Cover - M	L 200 x W 85 cm	L 140 x W 65 cm	-	200 kg	67% Polyester, 31% Cotton, 2% Rubber	0,55 kg
MC 001-2656 - Light Cover - L	L 200 x W 85 cm	L 200 x W 65 cm	-	200 kg	69% Polyester, 28% Cotton, 2% Rubber	0,44 kg
MC 002-2712 - Light Turner Soft - M	L 145 x W 200 cm	L 145 x W 150 cm	20	150 kg	93% Polyester, 7% Cotton	0,85 kg
MC 002-2713 - Light Turner Soft - L	L 200 x W 200 cm	L 200 x W 150 cm	28	150 kg	89% Polyester, 11% Cotton	1,22 kg
MC 002-2720 - Light Cover Export - M	L 195 x W 83 cm	L 140 x W 63 cm	-	200 kg	67% Polyester, 31% Cotton, 2% Rubber	0,46 kg
MC 002-2730 - Light Cover Export - L	L 195 x W 83 cm	L 195 x W 63 cm	-	200 kg	70% Polyester, 27% Cotton, 2% Rubber	0,47 kg

## WARNINGS



Never leave the user on the product when lying on the edge of the bed.



Never leave the product on the floor.



Always make sure that the user is not caught in the straps.



Never leave the user lying on the product whilst connected to a hoist.



Do not use as a sling sheet. Can be combined with a hoist for e.g. repositioning in bed.



Make sure that all relevant brakes are activated before transferring the user.



#### CE-certification:

This product is CE-approved and follows the harmonized standards. This means that the products are in compliance with the essential health and safety directives. The product(-s) comply with the standards in the Medical Device Regulation (EU) 2017/745 – class 1.



#### User Weight:

Recommended max. user weight: 150-200 kg.



#### Washing:

This product can be washed in a washing machine at max. 85 °C. Gentle washing and dry tumbling significantly prolongs the durability.



#### Detergents pH level:

This product tolerates detergents / disinfectants with a pH level between 5-9.



#### Fabric softener:

Never use fabric softener as this will reduce the sliding properties significantly.



#### Dry Tumbling:

This product may only be dry tumbled gently and at max. 40 °C. Airdrying prolongs the durability significantly.



#### Surface cleaning:

The surface of this product can be cleaned with a wet cloth and soap.



#### Disinfectants:

This product tolerates alcoholic disinfectants with a pH level between 5-9.



#### Ironing:

Do not iron.



#### Dry cleaning:

Do not dry clean.



#### Bleach:

Do not bleach.



#### Maintenance:

Make visual inspections frequently and preferably before every use. Pay attention to torn fabric, seams and straps. Products with high friction or other deficiencies must be discarded.



#### User Manual:

Always read the User Manual thoroughly before using the product.



#### Disposal:

Always make sure to follow local guidelines when disposing or discarding the product.

For more information, videos Quick Guide etc., visit [www.master-care.dk](http://www.master-care.dk)

