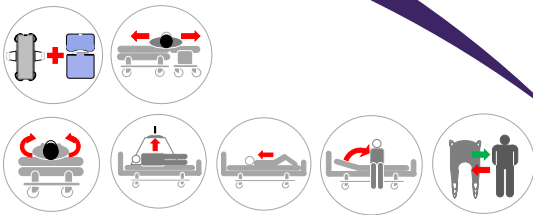
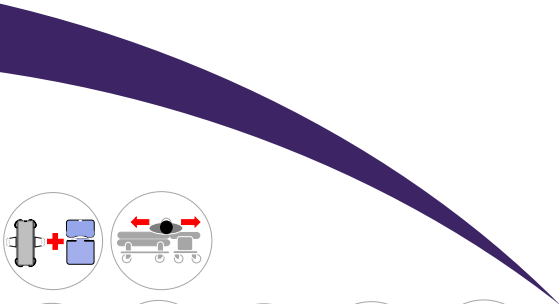


MADE IN EUROPE



This product has been developed and manufactured using both raw materials and with production in Europe.

Choose quality, save money, and protect the environment.



CE

ISO 12 31 03 21

(DK) Forordning MDR 2017/745 for medicinsk udstyr klasse 1
(UK) Regulation MDR 2017/745 for medical devices class 1

The Original Nordic Human Handling Concept



Quick guide

19_20220425 DK/UK

(DK) **Master Turner Royal DUO - L** - til madrascovers
(UK) **Master Turner Royal DUO - L** - for mattress covers

The Original Master Turner System



MC 100-1118



MC 100-1117



Vare nr./Item no.	HMI nr./no.	Navn/Name - Størrelse/Size	UDI-DI
○ MC 100-1118		Master Turner Royal DUO - L	5744001973967
○ MC 001-1736	131091	MT Royal DUO Top - L	5744001973950
○ MC 001-1737	131092	MT Royal DUO Bund - L	5744001973943
○ MC 100-1117		Master Turner Royal DUO Inco - L	5744001974131
○ MC 001-2536	131087	MT Royal DUO Inco Top - L	5744001973998
○ MC 001-2537	131088	MT Royal DUO Inco Bund - L	5744001973981

Eftersyn:

Produktet skal kontrolleres jævnlig og gerne inden hver brug. Kontroller, at der ikke er skader på stof, stropper, sømme mm. Har produktet høj friktion eller på anden vis er i stykker, skal produktet kasseres.



Maintenance:

Make visual inspections frequently and preferably before every use. Pay attention to torn fabric, seams and straps. Products with high friction or other deficiencies must be discarded.



(DK) Efterlad aldrig bruger på produktet på sengekanten.

(UK) Never leave the user on the product when lying on the edge of the bed.



(DK) Efterlad aldrig produktet liggende på gulvet.

(UK) Never leave the product on the floor.



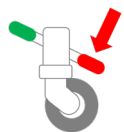
(DK) Efterlad aldrig en bruger liggende på produktet, mens dette er koblet på en lift.

(UK) Never leave the user lying on the product whilst connected to a hoist.



(DK) Sørg altid for, at brugeren ikke hænger fast i stropperne.

(UK) Always make sure that the user is not caught in the straps.



(DK) Sørg for, at alle relevante bremsere er låste, inden forflytning foretages.

(UK) Make sure that all relevant brakes are activated before transferring the user.



(DK) Må ikke bruges som liftsejl – kan med fordel kombineres med lift til fx. vendinger i seng.

(UK) Do not use as a Sling – can be combined with a hoist for repositioning in bed.

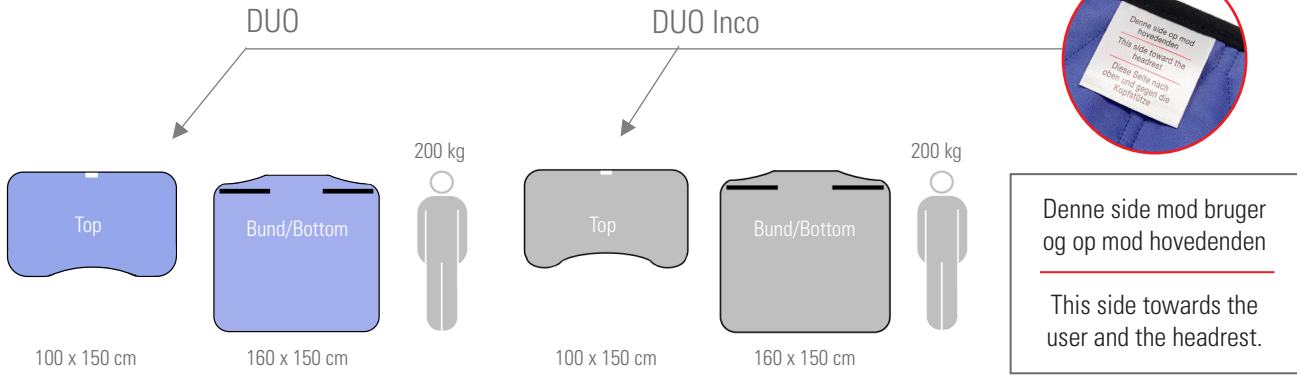
(DK) For mere information, brugervejledninger, videoer mm., se www.master-care.dk
(UK) For more information, userguides, videos etc. visit www.master-care.dk

Made and developed by:

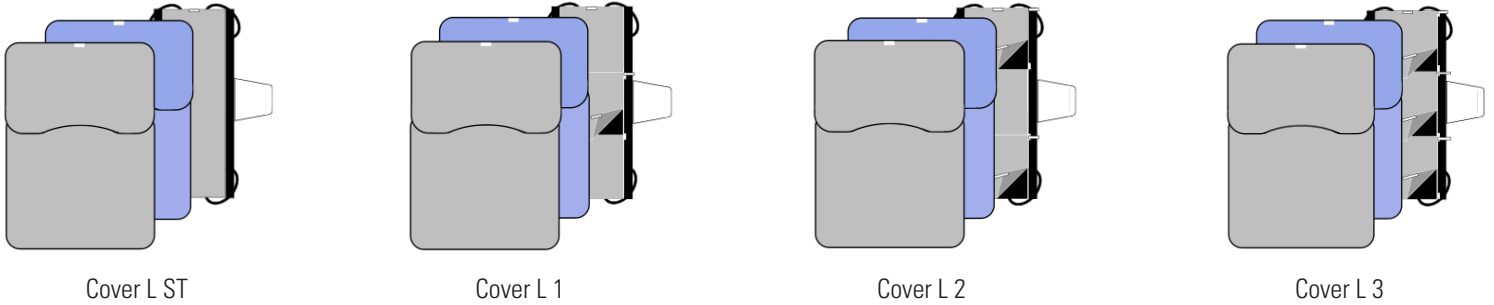


master-care.dk

The Original Master Turner



(DK) Kombinationsmuligheder / (UK) Combinations



(DK) Anvendelsesmuligheder / (UK) Applications



- (DK) Produkter med burrebånd må max. vaskes ved 60°C.
(UK) Products with hook and loop tape must be washed at max. 60°C.
- (DK) Skånsom vask og tørretumbling forlænger holdbarheden væsentligt.
(UK) Gentle washing and dry tumbling significantly prolongs the durability.
- (DK) Anvend aldrig skyllemiddel, da dette forringer glideegenskaberne væsentligt.
(UK) Never use fabric softener as this will reduce the sliding properties significantly.
- (DK) Luk altid burrebånd inden vask.
(UK) Always combine the hook and loop before washing.


master-care.dk
master care A/S

Sofienlystvej 3, DK 8340 Malling, Danmark
Tel. +45 86 93 85 85, E-mail: info@master-care.dk

(DK) Vi tager forbehold for evt. trykfejl og mangler.
(UK) Reservations are made for printing errors.