

# MADE IN EUROPE



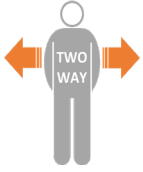
This product has been developed and manufactured using both raw materials and with production in Europe.

Choose quality, save money, and protect the environment.

# (UK) User Manual

40\_20250114\_UK

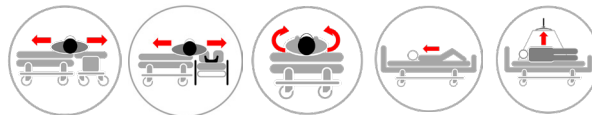
## Disposable Cover



MC 002-1265



MC 002-1520



- 
- 

REF (Article no.)	HMI no.	Name - Size	UDI-DI/GTIN
MC 002-1265	102680	Disposable Cover Master Board 130x56	05744001971888
MC 002-1520	82354	Disposable Cover Vision Board 100x60	05744001972113

Regulation MDR 2017/745 for medical devices class 1



ISO 12 31 03 25

The Original Nordic  
Human Handling Concept



Scan Me

Developed & Manufactured by:



# Thank you for choosing a product from master care A/S.

## Important information before using the product(s):

We recommend reading the user manual thoroughly before using the product (-s).

The information in this user manual applies to the shown products provided that the products have not been modified or customized and that the products have been used as recommended in this user manual.

If the customer changes, repairs or uses the product in other combinations than recommended by master care A/S the CE-approval no longer applies and the guarantee becomes void.

In case of doubt, contact master care A/S or our distributor in your area.

## MDR (EU) 2017/745:

Products in this user manual is CE-approved and follows the harmonized standards. This means that the products are in compliance with the essential health and safety directives. The product(-s) comply with the standards in the Medical Device Regulation MDR (EU) 2017/745 – Class 1.

## The intended use of the product/-s:

The product can be used on the board in combination with a Nylon Cover.

Slide the Cover over the Master Board to prevent the user from having direct contact with the board and thereby increasing the hygiene.

## Correct use of the product:

Mount the Disposable Cover around the sliding board. The surface optimizes the transfer and improves the hygiene since the patient is not in direct contact with the board.

## Indication:

Used when there is a need for assistance with horizontal transfer between two surfaces, where friction needs to be reduced and/or a high hygiene standard is required.

## Contraindications:

There are no known contraindications for using this product.

## Warning:

Do not leave the product on the floor due to the risk of slipping and

falling. Do not leave the product under the patient for a long time due to risk of local accumulation of heat.

## Risk assessment:

Always make a risk assessment and a functional assessment of the user prior to using the product. This way using the product for transferring or moving a user, is ergonomic and legally sound.

## Knowledge of the product/transferring:

It is important that the user of the product has been properly instructed in the use of the product and has read the user manual thoroughly prior to using the product.

master care A/S provide education in the use of products and on our website all user manuals can be found.

## Date of manufacture and Life span:

The product's production date can be found on the product label under 'LOT' and is displayed as YYMMDD - e.g. 251020, which refers to the product being produced on the 20th of September 2025.

The product is for Single Patient Use and can be used several times for the same patient if the hygienic requirements are fulfilled.

Cleaning with alcohol is allowed. Storage in original packaging at medium temperature is recommended.

## Inspection:

Products with insufficient friction reduction or other deficiencies must be discarded. This way you will always keep a sound and healthy work environment for both helper and user.

## Guarantee:

master care A/S provide a 2-year guarantee covering material defects and manufacturing defects if the product has been used correctly.

## Unintended events and injuries when misusing the products:

Unintended events must always be reported to the appropriate National Authority and to master care A/S or the distributor in the current country.

master care A/S and our distributors take no responsibility for personal injuries or product damages if the product(-s) have been used in contravention of the by the manufacturer recommended intended purpose or proper use of the product.




# User Manual - Disposable Cover

## Getting the Master Board ready for use:



1. Apply the Disposable Cover around the nylon cover and Master Board, where there is a demand for high hygiene.



2. The Disposable Cover should cover the entire board to achieve the best hygienic effect.

## Sideways transfer with Transferboard and Disposable Cover – Two helpers:



1. Turn the user to side lying. Helper A places the Master/Vision Board with the Disposable Cover around itself close to the spine. For comfort and optimal working conditions use a draw sheet.



2. Turn the user back to supine lying. Helper B pushes the user a bit onto the board and Helper A pulls the draw sheet. The Disposable Cover circles around the board and reduces friction.



3. Push/pull the user to the opposite bed. After the transfer, push the board towards a vertical position to remove the board or as showed below.

## Remove the Master Board from under the user (2 helpers):



6. When using disposable covers it can be an advantage to cut open the side of the disposable cover.



7. Slide the board easily out between the two smooth surfaces.



8. Remove the Disposable Cover by pulling on the corner of the lower part of the material. If resistance is felt, pull from another angle. This is to avoid unnecessary friction against and tissue injuries to the user's skin.

# User Manual - Disposable Cover

## Technical Specifications

### Materials:

MDPE - recyclable as LDPE.

Article no. - Product Name:	Size:	SWL:	Product weight:
MC 002-1265 Disposable Cover Master Board 130x56	L 130 x W 56 cm	Not relevant	5,78 kg
MC 002-1520 Disposable Cover Vision Board 100x60	L 100 x W 60 cm	Not relevant	4,90 kg

## Warnings



Never leave the user on the product when lying on the edge of the bed.



Never leave the product on the floor.



Make sure that all relevant brakes are activated before transferring the user.



#### CE-certification:

This product is CE-approved and follows the harmonized standards. This means that the products are in compliance with the essential health and safety directives. The product(-s) comply with the standards in the Medical Device Regulation (EU) 2017/745 – class 1.



#### Detergents pH level:

This product tolerates detergents / disinfectants with a pH level between 5-9.



#### Surface cleaning:

The surface of this product can be cleaned with a wet cloth and soap.



#### Disinfectants:

This product tolerates alcoholic disinfectants with a pH level between 5-9.



#### User Manual:

Always read the User Manual thoroughly before using the product.



#### Disposal:

Always make sure to follow local guidelines when disposing or discarding the product. The product can be reused alongside LDPE.



#### Maintenance:

The product is for Single Patient Use and can be used several times for the same patient if the hygienic requirements are fulfilled. Products with insufficient friction reduction or other deficiencies must be discarded.

#### Storage:

Storage in original packaging at medium temperature is recommended.

For more information, videos Quick Guide etc., visit [www.master-care.dk](http://www.master-care.dk)

Find us on:

