

MADE IN EUROPE



This product has been developed and manufactured using both raw materials and with production in Europe.

Choose quality, save money, and protect the environment.

(UK) User Manual

39_20221123_UK

Master Comfort Arm Cushion

Top Class Positioning Cushions and Wedges



MC 001-8017

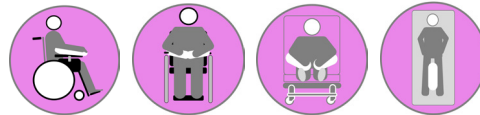


Regulation MDR 2017/745 for medical devices class 1



ISO 09 07 06 07

The Original Nordic
Human Handling Concept



-
-

Article no.	HMI no.	Name - Size	UDI-DI/GTIN
MC 001-8017	71683	Master Comfort Arm Cushion	5744001971451
MC 001-8018	134201	Master Comfort Arm Cushion - M	5744001974254

Developed & Manufactured by:



Thank you for choosing a product from master care A/S.

We recommend reading the user manual thoroughly before using the product (-s).

The information in this user manual applies to the shown products provided that the products have not been modified or customized and that the products have been used as recommended in this user manual.

If the customer changes, repairs or uses the product in other combinations than recommended by master care A/S the CE-approval no longer applies and the guarantee becomes void.

In case of doubt, contact master care A/S or our distributor in your area.

MDR (EU) 2017/745:

Products in this user manual are CE-approved and follows the harmonized standards. This means that the products are in compliance with the essential health and safety directives. The product(-s) comply with the standards in the Medical Device Regulation MDR (EU) 2017/745 – Class 1.

The intended use of the product/-s:

The product is used to support and reduce pressure on the tissue while repositioning a user or when lying in bed. Wedges with anti-slide on the underside can be used directly on slippery surfaces.

Correct use of the product:

The Master Comfort products can be placed between the user and the area of support and thereby reduce the pressure on the skin. Alternatively, the products can be used to support the sitting position or when lying on the side to prevent falling forward or backwards.

Warning:

The use of pillows and wedges can't replace the need of frequent repositioning and daily skin assessment.

Risk assessment:

Always make a risk assessment and a functional assessment of the user prior to using the product. This way using the product for transferring or moving a user, is ergonomic and legally sound.

Knowledge of the product/transferring:

It is important that the user of the product has been properly instructed in the use of the product and has read the user manual thoroughly prior to using the product.

master care A/S provide education in the use of products and on our website all user manuals can be found.

Life span:

The expected life span of the products is 1-5 years depending on the use, user's load and how often it is washed and dried.

Products which no longer provide sufficient support, with defect seams, broken material or other deficiencies must be discarded. This way you will always keep a sound and healthy work environment for both helper and user.

Make visual inspections frequently and preferably before every use.

Guarantee:

master care A/S provide a 2-year guarantee covering material defects and manufacturing defects if the product has been used correctly.

Unintended events and injuries when misusing the products:


Unintended events must always be reported to the appropriate National Authority and to master care A/S or the distributor in the current country.

master care A/S and our distributors take no responsibility for personal injuries or product damages if the product(-s) have been used in contravention of the by the manufacturer recommended intended purpose or proper use of the product.



User Manual - Master Comfort Arm Cushion

Supporting the arm while sitting (Passive user, 1 helper)



1. Open the Hook-and-Loop tape and mount it around the back of the wheelchair or the arm rest. The Arm Cushion can easily be moved to the side or be left hanging at the back of the chair without touching the floor when it is not used.



2. Lift or tilt the arm. Place the Arm Cushion. Place the arm on the Arm Cushion and arrange the small Krøyer balls inside the Cushion for optimal comfort and support.

Supporting the arm while lying in bed (Passive user, 1 helper)




3. Mount the Hook-And-Loop tape around the bedrail. Place the Arm Cushion under the users arm and arrange the Krøyer balls.

The Arm Cushion is especially suitable for users where the arm support often slides down on the floor or is consciously removed. Correct placement of the Hook-And-Loop tape will prevent the Arm Cushion from touching the floor.

Using the Arm Cushion as support for the legs:



4. Mount the Hook-And-Loop tape to the bed end. Place the Arm Cushion between the user's legs and arrange the Krøyer balls comfortably.



5. The Arm Cushion can hang over the bed without touching the floor and can afterwards be replaced in bed. This way the Arm Wedge is always within reach.

User Manual - Master Comfort Arm Cushion

Technical Specifications

Materials:

Cover: Flame retardant, elastic, and waterproof polyester.

Contents: Original, flame retardant Krøyer balls (expandable polystyrene).

ISO certifications:

DS/EN ISO 12952-1:2010

Textiles – Assessment of the ignitability of bedding items – Part 1: Ignition source: Smouldering cigarette.

DS/EN ISO 12952-2:2010

Textiles – Assessment of the ignitability of bedding items – Part 2: Ignition source: Match flame equivalent.

Article no. - Product Name

Size:

MC 001-8017 Master Comfort Arm Cushion	L 89 x W 36 x H 10 cm
MC 001-8018 Master Comfort Arm Cushion - M	L 70 x W 19-27 x H 8 cm

Warnings



Never leave the product on the floor.



The use of pillows and wedges can't replace the need of frequent repositioning and daily skin assessment.



Make sure that all relevant brakes are activated before transferring the user.



CE-certification:

This product is CE-approved and follows the harmonized standards. This means that the products are in compliance with the essential health and safety directives. The product(-s) comply with the standards in the Medical Device Regulation (EU) 2017/745 – class 1.



Washing:

This product can be washed in a washing machine at max 60 °C, but disinfection with alcohol is preferable to extend the durability.



Detergents pH level:

This product tolerates detergents / disinfectants with a pH level between 5-9.



Fabric softener:

Never use fabric softener as this will reduce the sliding properties significantly.



Dry Tumbling:

This product may be tumble dried gently at max 40 °C but air drying is preferable to extend the durability.



Surface cleaning:

The surface of this product can be cleaned with a wet cloth and soap.



Disinfectants:

This product tolerates alcoholic disinfectants with a pH level between 5-9.



Ironing:

Do not iron.



Dry cleaning:

Do not dry clean.



Bleach:

Do not bleach.



Maintenance:

Make frequent visual inspections to check that the incontinence surface and all seams are intact before use.



User Manual:

Always read the User Manual thoroughly before using the product.



Disposal:

Always make sure to follow local guidelines when disposing or discarding the product.

For more information, videos Quick Guide etc., visit www.master-care.dk

Find us on:

