

MADE IN EUROPE



This product has been developed and manufactured using both raw materials and with production in Europe.

Choose quality, save money, and protect the environment.

(UK) User Manual

37_20230126_UK

Master Turner Accessories

For the Original Master Turners



MC 001-1947



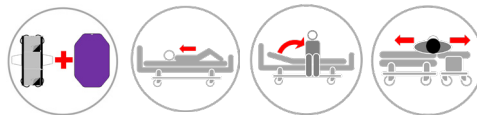
MC 001-1948



MC 001-1950



Regulation MDR 2017/745 for medical devices class 1



	Article no.	HMI no.	Name - Size	UDI-DI/GTIN
<input type="radio"/>	MC 001-1947	84373	Master Turner - Pull Straps	5744001970898
<input type="radio"/>	MC 001-1948	81998	Master Turner - Adjustable Straps	5744001970904
<input type="radio"/>	MC 001-1950	85234	Master Turner - Locking Straps	5744001970928

ISO 12 31 03 25

The Original Nordic Human Handling Concept



Developed & Manufactured by:



Thank you for choosing a product from master care A/S.

We recommend reading the user manual thoroughly before using the product (-s).

The information in this user manual applies to the shown products provided that the products have not been modified or customized and that the products have been used as recommended in this user manual.

If the customer changes, repairs or uses the product in other combinations than recommended by master care A/S the CE-approval no longer applies and the guarantee becomes void.

In case of doubt, contact master care A/S or our distributor in your area.

MDR (EU) 2017/745:

Products in this user manual are CE-approved and follows the harmonized standards. This means that the products are in compliance with the essential health and safety directives. The product(-s) comply with the standards in the Medical Device Regulation MDR (EU) 2017/745 – Class 1.

The intended use of the product/-s:

The intended use of the products is to increase the functionality of the Master Turner by either increasing the comfort / safety, extending the straps, locking the Master turner to the bedframe or to increase the circumference of the Mattress Cover.

Correct use of the product:

The products have different functionalities. For more information see this user manual.

Warning:

Make sure that all straps are mounted correctly. Ensure that the bedframe can sustain the force from the Pull Straps.

Risk assessment:

Always make a risk assessment and a functional assessment of the

user prior to using the product. This way using the product for transferring or moving a user, is ergonomic and legally sound.

Knowledge of the product/transferring:

It is important that the user of the product has been properly instructed in the use of the product and has read the user manual thoroughly prior to using the product.

master care A/S and our distributors provide education in the use of products and on our website all user manuals can be found.

Life span:

The expected life span of products with daily wear, tear and washing is averagely 2-5 years. The products life span depends on the use, users load, washing and drying temperatures and how often it is washed and dried.

Make visual inspections frequently and preferably before every use. Products with defect seams, broken material or other deficiencies must be discarded. This way you will always keep a sound and healthy work environment for both helper and user.

Guarantee:

master care A/S provide a 2-year guarantee covering material defects and manufacturing defects if the product has been used correctly.

Unintended events and injuries when misusing the products:

Unintended events must always be reported to the appropriate National Authority and to master care A/S or the distributor in the current country.

master care A/S and our distributors take no responsibility for personal injuries or product damages if the product(-s) have been used in contravention of the by the manufacturer recommended intended purpose or proper use of the product.



User Manual - Master Turner Accessories

Adjustment Straps:



1. Attach the Adjustment Strap loop to the hoist and attach the long strap into the master Turners shoulder and hip handles. Close the buckle.



2. Adjust the bed into a sitting position. The Adjustment Strap can be adjusted, if necessary, to wrap the Master Turner comfortably around the user.




3. The great advantage of using the adjustment Straps is the comfort and safety the user feels with the Master Turner wrapped around them. It also gives support and thereby stability to users with dizziness, perceptual impairments or reduced seated balance feel, when sitting on the edge of the bed.

Locking straps:



4. Remove the footboard and pull the mattress a bit downwards. Fix the two Locking Straps to the underside of the head rest with the long adjustable end of the straps.




5. Lead the fixed end of the Locking Strap through the top strap of the Master Turner. Close the buckle. Repeat on the other side.

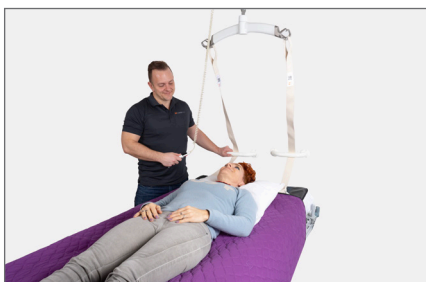


6. The locking Straps keeps the Master Turner in place when the head rest is elevated. Note: Be aware of the risk of shear.

Pull Straps:



7. Mounting the Pull Straps onto the top straps of the Master Turners strop.



8. Slide the Pull Straps under the frame of the bed or preferably under a handle mounted on the wall. Fit the Pull Straps onto the hoist. Elevate the hoist and slowly pull up the user in the bed. Note: Make sure to check if the bed frame can withstand the pull force.



9. Fix the Pull Straps onto the hip and shoulder straps of the Master Turner. Fill the gap between the beds. Slowly pull the Pull Straps and slide the user from one bed to the next and maintain good work conditions.

User Manual - Accessories

Technical Specifications

Materials:

Polyester, Cotton, PEMD

Article no. - Product Name:	Size:	Max. User Weight:
MC 001-1947 Master Turner - Pull Straps	L 140 x W 5 cm	200 kg
MC 001-1948 Master Turner - Adjustable Straps	L 80 x W 3 cm	200 kg
MC 001-1745 Master Turner - Locking Straps	L 47 x W 4 cm	200 kg

WARNINGS



Never leave the user on the product when lying on the edge of the bed.



Never leave the product on the floor.



Always make sure that the user is not caught in the straps.



Never leave the user lying on the product whilst connected to a hoist.



Do not use as a sling sheet. Can be combined with a hoist for e.g. repositioning in bed.



Make sure that all relevant brakes are activated before transferring the user.



CE-certification:

This product is CE-approved and follows the harmonized standards. This means that the products are in compliance with the essential health and safety directives. The product(-s) comply with the standards in the Medical Device Regulation (EU) 2017/745 – class 1.



User Weight:

Recommended max. user weight: 200 kg



Washing:

Adjustment and Locking Straps can be washed in a washing machine at max. 85 °C. Pull Straps can be washed at 60 °C. Gentle washing and dry tumbling significantly prolongs the durability.



Detergents pH level:

This product tolerates detergents / disinfectants with a pH level between 5-9.



Fabric softener:

Never use fabric softener as this will reduce the sliding properties significantly.



Dry Tumbling:

This product may only be dry tumbled gently and at max. 40 °C. Airdrying prolongs the durability significantly.



Surface cleaning:

The surface of this product can be cleaned with a wet cloth and soap.



Disinfectants:

This product tolerates alcoholic disinfectants with a pH level between 5-9.



Ironing:

Do not iron.



Dry cleaning:

Do not dry clean.



Bleach:

Do not bleach.



Maintenance:

Make visual inspections frequently and preferably before every use. Pay attention to torn fabric, seams, buckles and straps. Products deficiencies must be discarded.



User Manual:

Always read the User Manual thoroughly before using the product.



Disposal:

Always make sure to follow local guidelines when disposing or discarding the product.

For more information, videos Quick Guide etc., visit www.master-care.dk

Find us on:

