

MADE IN
EUROPE



This product has been developed and manufactured using both raw materials and with production in Europe.

Choose quality, save money, and protect the environment.

(UK) User Manual

Multi Sheet

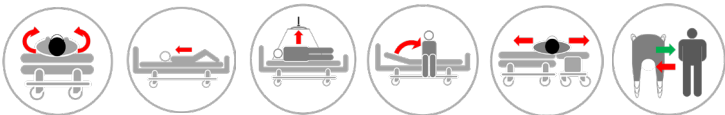
33_20240402_UK



MC 001-2700



MC 001-2701



- ☐
- ☐

Article no.	HMI no.	Name - Size	UDI-DI/GTIN
MC 001-2700	107739	Multi Sheet - L	5744001971246
MC 001-2701	114963	Multi Sheet - M	5744001971253

Regulation MDR 2017/745 for medical devices class 1



ISO 12 31 03 21

The Original Nordic
Human Handling Concept



Developed &
Manufactured by:



master-care.dk

Thank you for choosing a product from master care A/S.

We recommend reading the user manual thoroughly before using the product (-s).

The information in this user manual applies to the shown products provided that the products have not been modified or customized and that the products have been used as recommended in this user manual.

If the customer changes, repairs or uses the product in other combinations than recommended by master care A/S the CE-approval no longer applies and the guarantee becomes void.

In case of doubt, contact master care A/S.

MDR (EU) 2017/745:

Products in this user manual is CE-approved and follows the harmonized standards. This means that the products are in compliance with the essential health and safety directives. The product(-s) comply with the standards in the Medical Device Regulation MDR (EU) 2017/745 – Class 1.

The intended use of the product/-s:

Cotton Turning Sheet used during transfers in bed. The handles can be used manually or with a hoist. The intended use is to place folded sliding material under the sheet making it easy to turn or move a user with reduced physical or/and mental capacity in the bed.

Proper use of the product:

Multi Sheet in combination with folded sliding material constitutes a turning system, which can be used for users with a decrease in function where transfers in bed and between beds can be difficult.

Warning:

Always combine the Multi Sheet with sliding material - otherwise the friction between the Multi Sheet and the mattress will be too high and user/helper is at risk of sustaining injuries.

Always remove the sliding material from under the user after the repositioning, otherwise the user is at risk of tissue injury or sliding down/off the bed.

Pay extra attention if the sliding material used is placed beyond the edge of the bed. This can increase the risk of the user sliding of the bed.

Risk assessment:

Always make a risk assessment and a functional assessment of the user prior to using the product. This way using the product for transferring or moving a user, is ergonomic and legally sound.

Knowledge of the product/transferring:

It is important that the user of the product has been properly instructed in the use of the product and has read the user manual thoroughly prior to using the product.

master care A/S provide education in the use of products and on our website all user manuals can be found.

Life span:

The expected life span of the product with daily wear and tear and washing averagely is 2-5 years. The products life span depends on the use, users load, washing and drying temperatures and how often it is washed and dried.

Products with defect seams, broken material or other deficiencies must be discarded. This way you will always keep a sound and healthy work environment for both helper and user.

Make visual inspections frequently and preferably before every use.

Guarantee:

master care A/S provide a 2-year guarantee covering material defects and manufacturing defects if the product has been used correctly.

Unintended events and injuries when misusing the products:

Unintended events must always be reported to the correct national authority and to master care A/S or the distributor.

master care A/S takes no responsibility for personal injuries or product damages if the product(-s) have been used in contravention of the by the manufacturer recommended intended purpose or proper use of the product.



User Manual - Multi Sheet

Placement in bed:



1. Place a normal sheet on the mattress.



2. Place the Multi Sheet loosely on top of the normal sheet with the handles along the sides of the mattress.



3. Place the user so that the pressure points, that are to be relieved, are placed on the Multi Sheet - M or L. Choose the M-model if the user can use the legs during transferring. Choose the L-model if the user is immobile.

Manual use of the Multi Sheet:



4. Turn the user slightly towards side lying using the Multi Sheet. Place the double-layered sliding material under the Multi Sheet so that the user's pressure points are covered.




5. **Repositioning:** Turn the user towards and onto the sliding material (which is placed with the fold parallel to the bedrail) and use the handles or the Multi Sheet itself to make the repositioning/transfer. Remember to remove the sliding material after the repositioning.

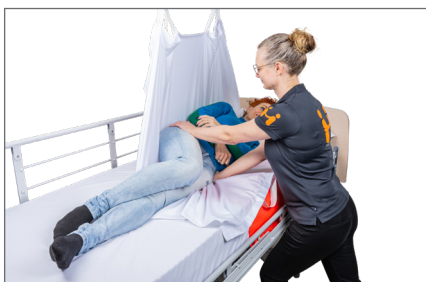


6. **Up in the bed:** Return the user to supine lying on top of the sliding material (with the fold parallel to the headboard) and bend the users legs. The foot end of the bed can be elevated. Make the transfer using the user's resources. Remember to remove the sliding material after the repositioning.

Using Multi Sheet with the ceiling hoist:



7. Turn the user slightly towards side lying using the Multi Sheet if necessary, connected to the ceiling hoist. Place the double-layered sliding material under the Multi Sheet so that the user's pressure points are covered.



8. Mount the handles on the opposite side of the Multi Sheet to the ceiling hoist - 2 handles per side to the yoke. Elevate the hoist and the user is tilted onto the sliding material (which is placed with the fold parallel to the bedrail) and can be repositioned. Remember to remove the sliding material after the repositioning.



9. **Up in bed using hoist:** Return the user to supine lying. The sliding material is placed with the fold parallel to the headboard. Mount the Multi Sheet to the hoist - 2 handles per side of the yoke. Elevate hoist slightly and slide the user. Remember to remove the sliding material after the repositioning.

User Manual - Multi Sheet

Technical Specifications

Materials:

50% Cotton and 50 % Polyester

ISO certifications:

Article no. - Product Name:	Size:	Handles:	Max. User Weight:
MC 001-2700 Multi Sheet - L	L 200 x W 135 cm	14	200 kg
MC 001-2701 Multi Sheet - M	L 145 x W 135 cm	10	200 kg

WARNINGS



Never leave the user on the product when lying on the edge of the bed.



Never leave the product on the floor.



Always make sure that the user is not caught in the straps.



Never leave the user lying on the product whilst connected to a hoist.



Do not use as a sling sheet. Can be combined with a hoist for e.g. repositioning in bed.



Make sure that all relevant brakes are activated before transferring the user.



CE-certification:

This product is CE-approved and follows the harmonized standards. This means that the products are in compliance with the essential health and safety directives. The product(-s) comply with the standards in the Medical Device Regulation (EU) 2017/745 – class 1.



User Weight:

Recommended max. user weight: 200 kg



Washing:

This product can be washed in a washing machine at max. 85 °C. Gentle washing and dry tumbling significantly prolongs the durability.



Detergents pH level:

This product tolerates detergents / disinfectants with a pH level between 5-9.



Fabric softener:

Never use fabric softener as this will reduce the sliding properties significantly.



Dry Tumbling: This product may only be dry tumbled gently and at max. 40 °C. Airdrying prolongs the durability significantly.



Disinfectants:

This product tolerates alcoholic disinfectants with a pH level between 5-9.



Ironing:

Do not iron.



Dry cleaning:

Do not dry clean.



Bleach:

Do not bleach.



Maintenance:

Make visual inspections frequently and preferably before every use. Pay attention to torn fabric, seams and straps. Products with deficiencies must be discarded.



User Manual:

Always read the User Manual thoroughly before using the product.



Disposal:

Always make sure to follow local guidelines when disposing or discarding the product.

For more information, videos
Quick Guide etc., visit
www.master-care.dk



Find us on:

