

MADE IN EUROPE



This product has been developed and manufactured using both raw materials and with production in Europe.


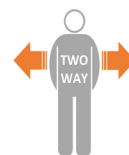
Choose quality, save money, and protect the environment.

(UK) User Manual

25_20221121_UK

Master Board

The original transfer board

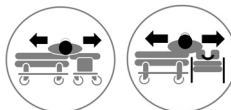


MC 005-1070

MC 005-1130

MC 005-1310

MC 005-1600



Article no.	HMI no.	Name - Size	UDI-DI/GTIN
<input type="radio"/> MC 005-1070	34170	Master Board - M 50	5744001972991
<input type="radio"/> MC 005-1071	34173	Master Board Cover - M 50	5744001973004
<input type="radio"/> MC 005-1130	80959	Master Board Slim - 40 Senior	5744001973011
<input type="radio"/> MC 005-1131	80958	Master Board Slim Cover - 40 Senior	5744001973028
<input type="radio"/> MC 005-1150	36482	Master Board - Junior	5744001973790
<input type="radio"/> MC 005-1111	34174	Nylon Cover for Master Board - Junior	5744001973783
<input type="radio"/> MC 005-1200	55311	Master Board Slim - L 40	5744001973806
<input type="radio"/> MC 005-1201	55312	Nylon Cover for Master Board Slim - L 40	5744001973813
<input type="radio"/> MC 005-1209	134150	Master Board - L 50 excl. cover	5744001974209
<input type="radio"/> MC 005-1210	33236	Master Board - L 50	5744001973035
<input type="radio"/> MC 005-1211	38948	Master Board Cover - L 50	5744001973042
<input type="radio"/> MC 005-1269	134157	Master Board Multi - M 50 excl. cover	5744001973059
<input type="radio"/> MC 005-1270	55316	Master Board Multi - M 50	5744001973066
<input type="radio"/> MC 005-1310	43299	Master Board Multi - L 50	5744001973073
<input type="radio"/> MC 005-1600	80953	Master Board Heavy - L 50	5744001973080

Regulation MDR 2017/745 for medical devices class 1



ISO 12 31 03 18

The Original Nordic
Human Handling Concept



Developed &
Manufactured by:



Thank you for choosing a product from master care A/S.

We recommend reading the user manual thoroughly before using the product (-s).

The information in this user manual applies to the shown products provided that the products have not been modified or customized and that the products have been used as recommended in this user manual.

If the customer changes, repairs or uses the product in other combinations than recommended by master care A/S the CE-approval no longer applies and the guarantee becomes void.

In case of doubt, contact master care A/S or our distributor in your area.

MDR (EU) 2017/745:

Products in this user manual is CE-approved and follows the harmonized standards. This means that the products are in compliance with the essential health and safety directives. The product(-s) comply with the standards in the Medical Device Regulation MDR (EU) 2017/745 – Class 1.

The intended use of the product/-s:

The intended use is to create a bridge between two surfaces during lying transfers of a user with decreased physical function. Must be used with nylon cover and if needed with a Disposable Cover. Super Glide ECO can be used directly against the board.

Correct use of the product:

Place the board halfway under the user. Slide the user on top of the board to the opposite bed. The board will roll inside the nylon cover/ disposable cover which will follow the user during the transfer and thereby avoiding shear injuries.

Warning:

Do not use the board over non-supported distances bigger than advised on the board.

Always use the product in combination with the nylon cover and/or a disposable cover.

Risk assessment:

Always make a risk assessment and a functional assessment of the user prior to using the product. This way using the product for transferring or moving a user, is ergonomic and legally sound.

Knowledge of the product/transferring:

It is important that the user of the product has been properly instructed in the use of the product and has read the user manual thoroughly prior to using the product.

master care A/S and our distributors provide education in the use of products and on our website all user manuals can be found.

Life span:

The expected life span of products with nylon sliding material with daily wear and tear and washing averagely is 2-5 years. The products life span depends on the use, users load, washing and drying temperatures and how often it is washed and dried.

Use of disposable covers will prolong the lifespan considerably.

Products with insufficient friction reduction, defect seams, broken material or other deficiencies must be discarded. This way you will always keep a sound and healthy work environment for both helper and user.

Make visual inspections frequently and preferably before every use.

Guarantee:

master care A/S provide a 2-year guarantee covering material defects and manufacturing defects if the product has been used correctly.

Unintended events and injuries when misusing the products:

Unintended events must always be reported to the appropriate National Authority and to master care A/S or the distributor in the current country.

master care A/S and our distributors take no responsibility for personal injuries or product damages if the product(-s) have been used in contravention of the by the manufacturer recommended intended purpose or proper use of the product.



User Manual - Master Board

Table of Contents

Getting the Master Board ready for use	page 2
Correct choice of size in regards to functionality	page 2
Lying transfer between 2 beds using the Master Board (2 helpers)	page 2
Remove the Master Board from under the user (2 helpers)	page 3
Master Board Multi	page 4
Technical Specifications	page 6



User Manual - Master Board

Getting the Master Board ready for use:



1. Apply the nylon cover around the Master Board to achieve the rolling effect, so the board slides with the user during transfer in lying position and builds a bridge between two beds.



2. When extra hygiene is recommended use a disposable plastic cover on top of the nylon cover of the Master Board.



3. As an alternative to the nylon cover, Super Glide ECO sliding material can be applied directly to the Master Board. Super Glide ECO has a special coating on the inside which makes it slide perfectly on the Master Board.

Correct choice of size in regards to functionality:



4. For users who can move their legs independently during the transfer a Master Board – M is recommended.



5. For users who can't move their legs or where the functionality is varying or questionable, a Master Board – L is recommended.

Lying transfer between 2 beds using the Master Board (2 helpers):



6. Place a draw sheet approximately 15 cm around the board to cover the shoulders and hips.



7. Turn the user to side lying position. Place the board with the draw sheet covering the user from the head and downwards. Place the board close to the user's spine.



8. Roll the user to supine lying and make sure to cross the user's legs and place them on the board.

User Manual - Master Board

Lying transfer between 2 beds using the Master Board (2 helpers) - continued:



9. Place the beds close together and lock all relevant brakes. It can be an advantage to adjust the receiving bed 3-5 cm lower than the first bed.



10. Helper A tips the user onto the board while Helper B calmly pulls the draw sheet.



11. Be aware that Helper A is only helping during the first half of the transfer thereby keeping a sound working position.



12. When using the medium board make a break during the transfer so the user can move the legs.

Remove the Master Board from under the user (2 helpers):



13. Tip the user towards side lying position and remove the board.
If there is no skin contact with the board it can be tilted slightly upwards and easily pulled out.



14. Alternatively:
When using disposable covers it can be an advantage to cut open the side of the disposable cover.



15. Slide the board easily out between the two smooth surfaces.

User Manual - Master Board

Remove the Master Board from under the user (2 helpers) - continued:



16. Pull out the disposable cover by pulling the lower part of the material. If resistance is felt - pull from a different place on the lower part of the material.



17. The draw sheet can be removed or stay under the user until the next transfer.

Master Board Multi:



18. Master Board Multi's flexibel structure can accommodate almost all flexible surfaces.



19. Master Board Multi can be used if the surfaces are uneven, e.g., between bed and operating tables or dentist chairs.



20. Otherwise, the board is used exactly like the Master Board.

Product Quality - Care Quality - Quality of Life



User Manual - Master Board

Technical Specifications

Materials:

Nylon, Polyester and Vikupor

ISO certifications:

ISO 12952-1:2015

Textiles – Assessing the ignitability of all bedding items, when subject to a smouldering cigarette.

Article no. - Product Name	Size:	Number of handles:	Max. User Weight
MC 005-1070 Master Board - M 50 (incl. cover)	L 110 x W 50 cm	6	160 kg
MC 005-1071 Master Board Cover - M 50	L 110 x W 54 cm	6	160 kg
MC 005-1130 Master Board Slim - 40 Senior (incl. cover)	L 140 x W 54 cm	6	160 kg
MC 005-1131 Master Board Slim Cover - 40 Senior	L 130 x W 40 cm	6	160 kg
MC 005-1150 Master Board - Junior (incl. cover)	L 140 x W 44 cm	6	160 kg
MC 005-1111 Nylon Cover for Master Board - Junior	L 140 x W 50 cm	6	160 kg
MC 005-1200 Master Board Slim - L 40 (incl. cover)	L 180 x W 40 cm	6	160 kg
MC 005-1201 Nylon Cover for Master Board Slim - L 40	L 180 x W 44 cm	6	160 kg
MC 005-1209 Master Board - L excl. cover	L 180 x W 50 cm	6	160 kg
MC 005-1210 Master Board - L 50 (incl. cover)	L 180 x W 50 cm	6	160 kg
MC 005-1211 Master Board Cover - L 50	L 180 x W 54 cm	6	160 kg
MC 005-1269 Master Board Multi - M 50 excl. cover	L 110 x W 50 cm	6	160 kg
MC 005-1270 Master Board Multi - M 50 (incl. cover)	L 110 x W 50 cm	6	160 kg
MC 005-1310 Master Board Multi - L 50 (incl. cover)	L 180 x W 50 cm	6	160 kg
MC 005-1600 Master Board Heavy - L 50 (incl. cover)	L 180 x W 50 cm	6	280 kg

WARNINGS



Never leave the user on the product when lying on the edge of the bed.



Never leave the product on the floor.



Max 20 cm between the support surfaces during transfer with Master Board



Max 5 cm slope between the support surfaces.



Make sure that all relevant brakes are activated before transferring the user.



CE-certification:

This product is CE-approved and follows the harmonized standards. This means that the products are in compliance with the essential health and safety directives. The product(-s) comply with the standards in the Medical Device Regulation (EU) 2017/745 – class 1.

For more information, videos Quick Guide etc., visit www.master-care.dk



User Weight:

Recommended max. user weight: 160 kg and Master Board Heavy - L 50 max. 280 kg.



Washing:

Master Boards can be washed in a washing machine at max. 60 °C.



Nylon Covers can be washed at max. 85 °C. Gentle washing and dry tumbling significantly prolongs the durability.



Detergents pH level:

This product tolerates detergents / disinfectants with a pH level between 5-9.



Fabric softener:

Never use fabric softener as this will reduce the sliding properties significantly.



Dry Tumbling:

This product may only be dry tumbled gently and at max. 40 °C. Airdrying prolongs the durability significantly.



Surface cleaning:

The surface of this product can be cleaned with a wet cloth and soap.



Disinfectants:

This product tolerates alcoholic disinfectants with a pH level between 5-9.



Ironing:

Do not iron.



Dry cleaning:

Do not dry clean.



Bleach:

Do not bleach.



Maintenance:

Make visual inspections frequently and preferably before every use. Pay attention to torn fabric, seams and more. Products with high friction or other deficiencies must be discarded.



User Manual:

Always read the User Manual thoroughly before using the product.



Disposal:

Always make sure to follow local guidelines when disposing or discarding the product.

Find us on:

