

MADE IN EUROPE



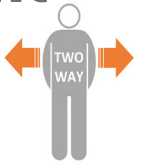
This product has been developed and manufactured using both raw materials and with production in Europe.

Choose quality, save money, and protect the environment.

(UK) User Manual

23_20221209_UK

One Time & One Time Lift



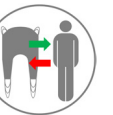
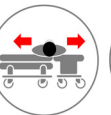
MC 001-1400



MC 001-1410



MC 001-1420



MC 001-1420

Article no.	HMI no.	Name - Size	UDI-DI/GTIN
<input type="radio"/> MC 001-1400	80422	One Time Turn Sheet	5744001970447
<input type="radio"/> MC 001-1410	81887	One Time Mattress Cover	5744001970454
<input type="radio"/> MC 001-1420	103108	One Time Lift	5744001970461

Regulation MDR 2017/745 for medical devices class 1



ISO 12 31 03 21

The Original Nordic Human Handling Concept



Developed & Manufactured by:



Thank you for choosing a product from master care A/S.

We recommend reading the user manual thoroughly before using the product (-s).

The information in this user manual applies to the shown products provided that the products have not been modified or customized and that the products have been used as recommended in this user manual.

If the customer changes, repairs or uses the product in other combinations than recommended by master care A/S the CE-approval no longer applies and the guarantee becomes void.

In case of doubt, contact master care A/S or our distributor in your area.

MDR (EU) 2017/745:

Products in this user manual is CE-approved and follows the harmonized standards. This means that the products are in compliance with the essential health and safety directives. The product(-s) comply with the standards in the Medical Device Regulation MDR (EU) 2017/745 – Class 1.

The intended use of the product/-s:

One Time Cover and One Time Turn Sheet:

The product is a Single Patient Use Turning system which reduces friction between the user and the mattress to make it easier for the helper and gentler for the user whilst turning in the bed. The One Time Turning Sheet should always be used in combination with a One Time Cover or a Mattress Cover from master care a/s.

One Time Lift:

The product is a combined Single Patient Use Lifting Sling and Turning system which reduces friction between the user and the mattress, making it easier for the helper and more gently for the user whilst turning in the bed. This product should always be used in combination with a One Time Cover or a Mattress Cover from master care a/s. The product should not be used if it is or has been wet since this degrades the breaking strength of the product.

Correct use of the product:

The products are particularly suitable for users and in situations with a big risk of infection or e.g., outpatient departments.

Warning:

The product should not be used if it is or has been wet since this degrades the breaking strength of the product.

Risk assessment:

Always make a risk assessment and a functional assessment of the user prior to using the product. This way using the product for transferring or moving a user, is ergonomic and legally sound.

Knowledge of the product/transferring:

It is important that the user of the product has been properly instructed in the use of the product and has read the user manual thoroughly prior to using the product.

master care A/S and our distributors provide education in the use of products and on our website all user manuals can be found.

Life span:

The product is a Single Patient Use (SPU) product which should only be used for the same patient/user. The product withstands to be damp and a light wet wipers but can't substant washing in a washing machine.

If the product is polluted the user/helper must evaluate when to discard the product.

Products with insufficient friction reduction, defect seams, broken material or other deficiencies must be discarded. This way you will always keep a sound and healthy work environment for both helper and user.

Make visual inspections frequently and preferably before every use.

Guarantee:

master care A/S provide a 2-year guarantee covering material defects and manufacturing defects if the product has been used correctly.

Unintended events and injuries when misusing the products:

Unintended events must always be reported to the appropriate National Authority and to master care A/S or the distributor in the current country.

master care A/S and our distributors take no responsibility for personal injuries or product damages if the product(-s) have been used in contravention of the by the manufacturer recommended intended purpose or proper use of the product.



User Manual - One Time & One Time Lift

Table of Contents

Fitting the One Time Turn Sheet & Mattress Cover	page 2
Turning in bed manually (2 helpers)	page 2
Turning in bed with a lift (1-2 helpers)	page 2
To sitting position on the edge of the bed	page 3
Sitting position in bed	page 3
Transfer using a Hoist ONLY for the One Time Lift	page 3
Lifting to the wheelchair ONLY for the One Time Lift	page 4
Technical Specifications	page 6



User Manual - One Time & One Time Lift

Fitting the One Time Turn Sheet & Mattress Cover:



1. Place the One Time mattress cover with the label by the head section of the mattress and fold the stretch sheet down around the four corners of the mattress.



2. The One Time mattress cover fits tightly around the mattress.



3. Place the One Time turn sheet on top of the mattress cover.

Turning in bed manually (2 helpers):



4. Bend the user's legs. Guide the user's hand to the opposite shoulder. Push the pillow to the side to which the user is turning.



5. One helper pulls the user towards himself using the Turning Sheet while the other pushes the user slightly to the side.



6. If the user isn't lying stable in the side position the helper can use the One Time Turning Sheet to push the user to a stable position.

Turning in bed with a lift (1-2 helpers):



7. Cross the user's legs and move the pillow to the side to which the user is being turned to. Attach the Turning sheet's straps to the lift.



8. Elevate the user slightly. The assistant pushes the user backwards in the bed. Use the Master Comfort Stomach Wedge to provide greater support and comfort during turning.



9. Raise the lift. The user is turned onto the side.

User Manual - One Time & One Time Lift

To sitting position on the edge of the bed:



10. The user activates the bed's knee bending function.



11. The user then elevates the bed's headboard.



12. Due to the smooth silk layer, the user can now easily rotate to a sitting position whilst moving their legs over the edge of the bed.

Sitting position in bed:



13. Make sure that the user's hip is aligned with the bed's hip angle. The assistant elevates the middle section of the bed under the user's knees.



14. The assistant elevates the head section. The user may use the sliding ability of the satin to position the pelvic. For repositioning of the back move in a diagonal direction.

Transfer using a Hoist ONLY for the One Time Lift:



15. Ensure that the user's hip is placed correctly in the bed. Activate the middle section and then the head section.



16. Mount the straps on the lift yoke – use the inner straps on top and the outer straps on the lower part.



17. Use the lift to place the user in the wheelchair.

User Manual - One Time & One Time Lift

Lifting to the wheelchair ONLY for the One Time Lift:



18. Tilt the wheelchair back. Lower the back of the wheelchair so the user can move properly back into the seat. If needed place a piece of antislid on the seat.



19. Mount the straps on the lift yoke – use the inner straps on top and the outer straps on the lower part. Lift the user to the wheelchair.



20. Smoothen the fabric under the user. Fold the One Time Lift down along the side of the user. Fold it inwards to keep the surface smooth. The turn sheet is now comfortably folded away but easy to pull out if there is a need for lifting.

Product Quality - Care Quality - Quality of Life



User Manual - One Time & One Time Lift

Technical Specifications

Materials:

Polypropylene, Polyester

ISO certifications:

ISO 10535:2006

Hoist for the transfer of disabled persons

applicable for MC 001-1420 One Time Lift

Article no. - Product Name	Size:	Number of handles	Max. User Weight
MC 001-1400 One Time Turn Sheet	L 200 x W 150 cm	4	200 kg
MC 001-1410 One Time Mattress Cover	L 200 x W 80 cm	-	180 kg
MC 001-1420 One Time Lift	L 200 x W 150 cm	12	150 kg

WARNINGS



Never leave the user on the product when lying on the edge of the bed.



Never leave the product on the floor.



Always make sure that the user is not caught in the straps.



Never leave the user lying on the product whilst connected to a hoist.



Applicable for MC 001-1400
Do not use as a sling sheet. Can be combined with a hoist for e.g. repositioning in bed.



Applicable for MC 001-1420
The product is approved for lifting with hoists with hook attachment points cf. ISO 10535:2006.



Make sure that all relevant brakes are activated before transferring the user.



CE-certification:
This product is CE-approved and follows the harmonized standards. This means that the products are in compliance with the essential health and safety directives. The product(-s) comply with the standards in the Medical Device Regulation (EU) 2017/745 – class 1.

For more information, videos Quick Guide etc., visit www.master-care.dk



User Weight:

Recommended max. user weight: 150 kg, 180 kg and 200 kg



Washing:

Do not wash.



Surface cleaning:

The surface of this product can be cleaned with a wet cloth and soap.



Disinfectants:

This product tolerates alcoholic disinfectants with a pH level between 5-9.



Maintenance:

Make visual inspections frequently and preferably before every use. Pay attention to torn fabric, seams and straps. Products with high friction or other deficiencies must be discarded.



User Manual:

Always read the User Manual thoroughly before using the product.



Disposal:

Always make sure to follow local guidelines when disposing or discarding the product.

Find us on:

