

MADE IN  
EUROPE



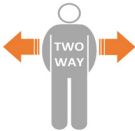
This product has been developed and manufactured using both raw materials and with production in Europe.

Choose quality, save money, and protect the environment.


# (UK) User Manual

## Quick On

05\_20221115\_UK



MC 002-1952



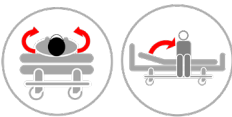
MC 002-1958



MC 002-1957



MC 003-1952



- ☐
- ☐
- ☐
- ☐
- ☐
- ☐
- ☐
- ☐
- ☐
- ☐
- ☐
- ☐
- ☐

Article no.	HMI no.	Name - Size	UDI-DI/GTIN
MC 002-1952	80337	Quick ON Stretch - 80	5744001972168
MC 002-1953	80351	Quick ON Box Stretch - 80	5744001972168
MC 002-1954	81111	Quick ON Stretch - 120	5744001972182
MC 002-1955	81108	Quick ON Box Stretch - 120	5744001972199
MC 002-1956	81109	Quick ON Stretch - 150	5744001972205
MC 002-1957	81110	Quick ON Box Stretch - 150	5744001972212
MC 002-1958	100634	Quick ON Stretch Left - 160	5744001972229
MC 002-1959	104990	Quick ON Stretch - 180	5744001972236
MC 002-1960	104991	Quick ON Stretch - 200	5744001972243
MC 002-1961	104989	Quick ON Stretch - 105	5744001972250
MC 003-1952	104973	Quick On Stretch Inco - 80	5744001972434
MC 003-1954	109195	Quick On Stretch Inco - 120	5744001972441

Regulation MDR 2017/745 for medical devices class 1



ISO 12 31 03 21

The Original Nordic  
Human Handling Concept



Developed &  
Manufactured by:



# Thank you for choosing a product from master care A/S.

We recommend reading the user manual thoroughly before using the product (-s).

The information in this user manual applies to the shown products provided that the products have not been modified or customized and that the products have been used as recommended in this user manual.

If the customer changes, repairs or uses the product in other combinations than recommended by master care A/S the CE-approval no longer applies and the guarantee becomes void.

In case of doubt, contact master care A/S.

## **MDR (EU) 2017/745:**

Products in this user manual is CE-approved and follows the harmonized standards. This means that the products are in compliance with the essential health and safety directives. The product(-s) comply with the standards in the Medical Device Regulation MDR (EU) 2017/745 – Class 1.

## **The intended use of the product/-s:**

The product is designed for use on a foam or box mattress. Reduces friction under the torso during sideways transfers and rotation in bed.

## **Guarantee:**

master care A/S provide a 2-year guarantee covering material defects and manufacturing defects if the product has been used correctly.

## **Proper use of the product:**

The product is designed for use on a foam or box mattress. Reduces friction under the torso during sideways transfers and rotation in bed.

## **Risk assessment:**

Always make a risk assessment and a functional assessment of the user prior to using the product. This way using the product for transferring or moving a user, is ergonomic and legally sound.

## **Knowledge of the product/transferring:**

It is important that the user of the product has been properly instructed in the use of the product and has read the user manual thoroughly prior to using the product.

master care A/S provide education in the use of products and on our website all user manuals can be found.

## **Life span:**

The expected life span of products with nylon sliding material with daily wear and tear and washing averagely is 1-3 years. The products life span depends on the use, load and how often it is washed/dried. Products without nylon sliding material have a much longer life span.

Products with insufficient friction reduction, defect seams, broken material or other deficiencies must be discarded. This way you will always keep a sound and healthy work environment for both helper and user.

Make visual inspections frequently and preferably before every use.

## **Unintended events and injuries when misusing the products:**

Unintended events must always be reported to the correct national authority and to master care A/S or the distributor.

master care A/S takes no responsibility for personal injuries or product damages if the product(-s) have been used in contravention of the by the manufacturer recommended intended purpose or proper use of the product



# User Manual - Quick On

## Fitting the Quick ON cover



1. Place the sheet with the label: "This side up..." towards the head rest.



2. Place the Quick ON on top of the mattress and fold the stretch sheet down around its corners.



3. The Quick ON has now been tightly fitted around the mattress.

## Turning in bed



4. The user bends their right leg or both legs and grips the bed guard on the opposite side with their right hand or the other way around for turning to the right side.



5. The user can now move their backside backwards and easily slide onto their side by pulling with their right arm and lowering their right leg against the bedding.

## Transferring to sitting position on the edge of the bed



6. The user turns to side lying position close to the edge of the bed.  
The user then elevates the bed's headboard.



7. The user pushes with the hands against the head end of the bed and simultaneously slides the legs forwards over the edge of the bed to reach the sitting position.

# User Manual - Quick On

## Technical Specifications

### Materials:

Cotton and Polyester

### ISO certifications:

ISO 12952-1:2015

Textiles – Assessing the ignitability of all bedding items, when subject to a smouldering cigarette.

Article no. - Product Name	Size:	Sliding Piece	Max. User Weight
MC 002-1952 Quick ON Stretch - 80	L 200 x W 80 x H 30 cm	L 110 x W 60 cm	180 kg
MC 002-1953 Quick ON Box Stretch - 80	L 200 x W 80 x H 50 cm	L 110 x W 60 cm	180 kg
MC 002-1954 Quick ON Stretch - 120	L 200 x W 120 x H 30 cm	L 110 x W 100 cm	180 kg
MC 002-1955 Quick ON Box Stretch - 120	L 200 x W 120 x H 50 cm	L 110 x W 100 cm	180 kg
MC 002-1956 Quick ON Stretch - 150	L 200 x W 150 x H 30 cm	L 110 x W 130 cm	180 kg
MC 002-1957 Quick ON Box Stretch - 150	L 200 x W 150 x H 50 cm	L 110 x W 130 cm	180 kg
MC 002-1958 Quick ON Stretch Left - 160	L 200 x W 160 x H 50 cm	L 110 x W 60 cm	180 kg
MC 002-1959 Quick ON Stretch - 180	L 200 x W 180 x H 30 cm	L 110 x W 160 cm	180 kg
MC 002-1960 Quick ON Stretch - 200	L 200 x W 200 x H 30 cm	L 110 x W 180 cm	180 kg
MC 002-1961 Quick ON Stretch - 105	L 200 x W 105 x H 30 cm	L 110 x W 95 cm	180 kg
MC 003-1952 Quick On Stretch Inco - 80	L 200 x W 80 x H 30 cm	L 110 x W 60 cm	180 kg
MC 003-1954 Quick On Stretch Inco - 120	L 200 x W 120 x H 30 cm	L 110 x W 100 cm	180 kg

## Warnings



Never leave the user on the product when lying on the edge of the bed.



Never leave the product on the floor.



Make sure that all relevant brakes are activated before transferring the user.



### CE-certification:

This product is CE-approved and follows the harmonized standards. This means that the products are in compliance with the essential health and safety directives. The product(s) comply with the standards in the Medical Device Regulation (EU) 2017/745 – class 1.



### User Weight:

Recommended max. user weight: 180 kg



### Washing:

This product can be washed in a washing machine at max 85 °C. Gentle washing and dry tumbling significantly prolongs the durability.



### Detergents pH level:

This product tolerates detergents / disinfectants with a pH level between 5-9.



### Fabric softener:

Never use fabric softener as this will reduce the sliding properties significantly.



### Dry Tumbling:

This product may only be dry tumbled gently and at max. 40 °C. Airdrying prolongs the durability significantly.



### Surface cleaning:

The surface of this product can be cleaned with a wet cloth and soap.



### Disinfectants:

This product tolerates alcoholic disinfectants with a pH level between 5-9.



### Ironing:

Do not iron.



### Dry cleaning:

Do not dry clean.



### Bleach:

Do not bleach.



### Maintenance:

Make visual inspections frequently and preferably before every use. Pay attention to torn fabric, seams etc. Products with high friction or other deficiencies must be discarded.



### User Manual:

Always read the User Manual thoroughly before using the product.



### Disposal:

Always make sure to follow local guidelines when disposing or discarding the product.

For more information, videos Quick Guide etc., visit [www.master-care.dk](http://www.master-care.dk)

Find us on:

