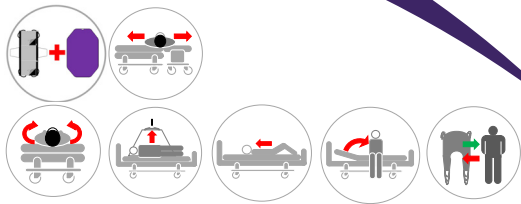
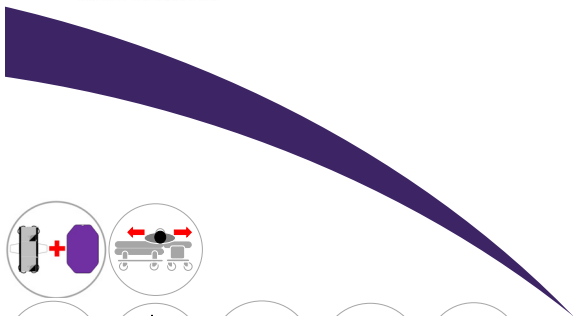


MADE IN EUROPE



This product has been developed and manufactured using both raw materials and with production in Europe.

Choose quality, save money, and protect the environment.



CE

ISO 12 31 03 21

(DK) Forordning MDR 2017/745 for medicinsk udstyr klasse 1
(UK) Regulation MDR 2017/745 for medical devices class 1

The Original Nordic Human Handling Concept



Quick Guide

(DK) **Master Turner** - til madrascovers

(UK) **Master Turner** - for mattress covers

09_20220425 DK/UK



The Original Master Turner System



Vare nr./Item no.	HMI nr./no.	Navn/Name - Størrelse/Size	UDI-DI
○ MC 001-1732	49368	Master Turner Classic - L	5744001970621
○ MC 001-1740	84778	Master Turner Pro - L	5744001970645
○ MC 001-1745	126448	Master Turner Pro - XL	5744001970652
○ MC 001-1750	84810	Master Turner Pro Air - L	5744001970669
○ MC 001-1780	114966	Master Turner Combi - L	5744001970683
○ MC 001-2545	128865	Master Turner Pro Inco - L	5744001971093

Eftersyn:

Produktet skal kontrolleres jævnlig og gerne inden hver brug. Kontroller, at der ikke er skader på stof, stropper, sømme mm. Har produktet høj friktion eller på anden vis er i stykker, skal produktet kasseres.



Maintenance:

Make visual inspections frequently and preferably before every use. Pay attention to torne fabric, seams and straps. Products with high friction or other deficiencies must be discarded.



(DK) Efterlad aldrig bruger på produktet på sengekanten.

(UK) Never leave the user on the product when lying on the edge of the bed.



(DK) Efterlad aldrig produktet liggende på gulvet.

(UK) Never leave the product on the floor.



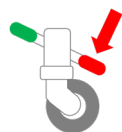
(DK) Efterlad aldrig en bruger liggende på produktet, mens dette er koblet på en lift.

(UK) Never leave the user lying on the product whilst connected to a hoist.



(DK) Sørg altid for, at brugeren ikke hænger fast i stropperne.

(UK) Always make sure that the user is not caught in the straps.



(DK) Sørg for, at alle relevante bremses er låste, inden forflytning foretages.

(UK) Make sure that all relevant brakes are activated before transferring the user.



(DK) Må ikke bruges som liftsejl – kan med fordel kombineres med lift til fx. vendinger i seng.

(UK) Do not use as a Sling – can be combined with a hoist for repositioning in bed.

(DK) For mere information, brugervejledninger, videoer mm., se

www.master-care.dk

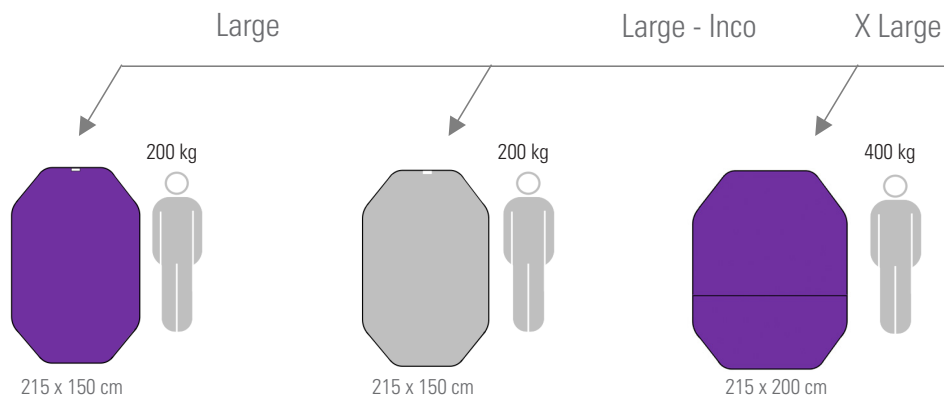
(UK) For more information, userguides, videos etc. visit

www.master-care.dk

Made and developed by:

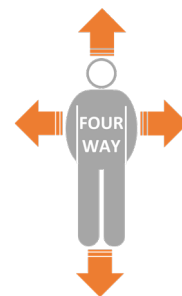


The Original Master Turner

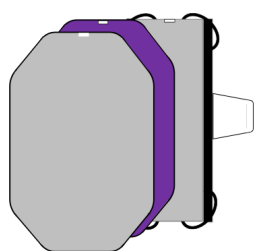


Denne side mod bruger og op mod hovedenden

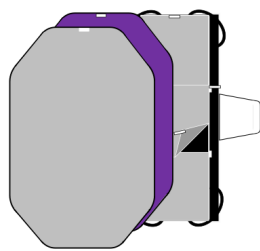
This side towards the user and the headrest.



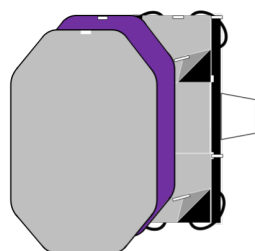
(DK) Kombinationsmuligheder / (UK) Combinations



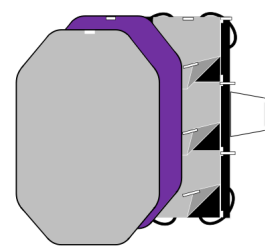
Cover L ST



Cover L1



Cover L2



Cover L3

(DK) Anvendelsesmuligheder / (UK) Applications



1.



2.



3.



4.



5.



6.



7.



8.



9.



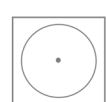
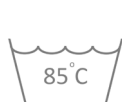
10.



11.



12.



(DK) Skånsom vask og tørretumbling forlænger holdbarheden væsentligt.



(UK) Gentle washing and dry tumbling significantly prolongs the durability.



(DK) Anvend aldrig skyllemiddel, da dette forringer glideegenskaberne væsentligt.

(UK) Never use fabric softener as this will reduce the sliding properties significantly.



master-care.dk
master care A/S

Sofienlystvej 3, DK 8340 Malling, Danmark
Tel. +45 86 93 85 85, E-mail: info@master-care.dk