

Multi® Master BOARD



The Original Scandinavian Human Handling System



- Art. No. MC 005-1270
Hmi No. 55316
Master BOARD Multi Medium
Dimensions: L 110 x W 50 cm



- Art. No. MC 005-1310
Hmi No. 43299
Master BOARD Multi Large
Dimensions: L 180 x W 50 cm

- Art. No. MC 005-1071
Hmi No. 34173
Master BOARD Multi Medium
Cover (Glide) nylon
Dimensions: L 110 x W 54 cm

- Art. No. MC 005-1211
Hmi No. 38948
Master BOARD Multi Large
Cover (Glide) nylon
Dimensions: L 180 x W 54 cm

When the mobility is impaired...



... we improve your quality of life!

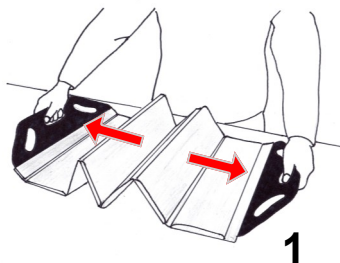
Multi[®] Master BOARD



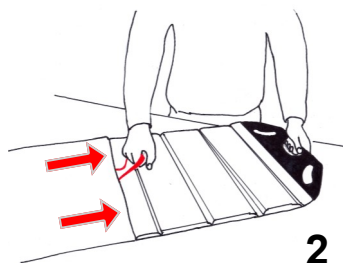
The Original Scandinavian Human Handling System

USER GUIDE

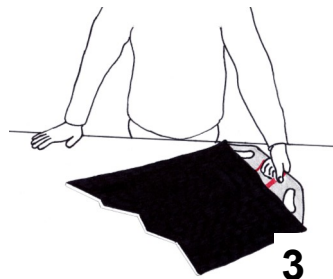
A. preparation of Master BOARD Multi[®] Medium



1
Master BOARD Multi Medium is unfolded



2
The enclosed nylon cover is placed over Master BOARD Multi Medium.



3
Master BOARD Multi Medium is now ready for use.

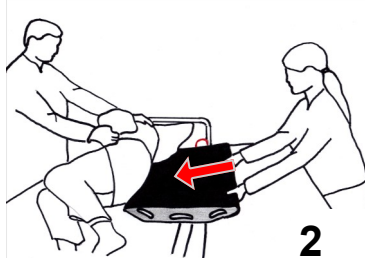


4
If there are stringent hygiene requirements, a disposable cover can be ordered.
For Master BOARD Multi use:
Art. No. MC 002-1262
Disposable cover Medium
Art. No. MC 002-1252
Disposable cover Large

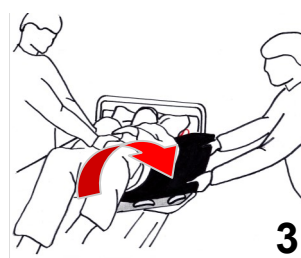
B. Positioning of Master BOARD Multi[®] Medium



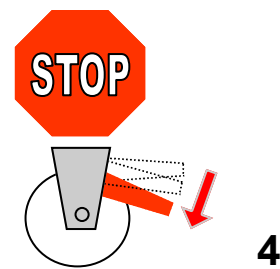
1
One helper turns the user onto the desired side. You may use a mattress cover or bed sheet as an aid.



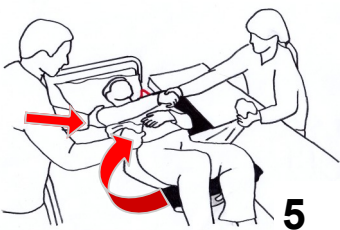
2
The second helper places the Master BOARD Multi Medium so that it reaches from the head down to the hip area. Be careful that the board goes right up to the top of the user's head, as otherwise the head may be rotated sharply during movement.



3
The user is now rolled back-wards onto the Master BOARD Multi Medium, so that it covers the upper half of the user's body.



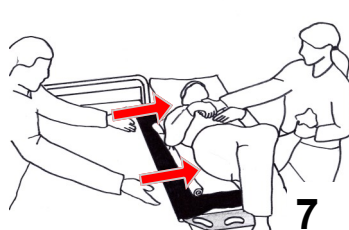
4
Before transfer is attempted, the wheels on both trolleys **MUST** be locked.



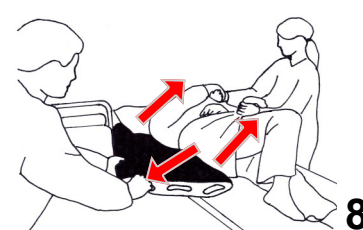
5
One helper grips the sheet near the hip area, pushes the shoulder, lifts the sheet up slightly and rolls the user's weight up and into the Master BOARD Multi Medium.



6
At the same time the helper on the opposite side pulls the sheet in the shoulder and hip areas. If the user is active, he or she can grip the helper's hand.



7
The surface that the user was originally lying on is lifted slightly higher than the one he or she is to be transferred to. The user is then very smoothly transferred onto the new surface, while the Master BOARD Multi Medium rolls with the user. Make sure that the user's legs are moved at the same time, either by the user or by the helpers.



8
One of the helpers now rolls the user's weight onto the side, while the other helper takes hold of the lower handle of the Master BOARD Multi Medium. The board is then pulled very smoothly away from under the user.

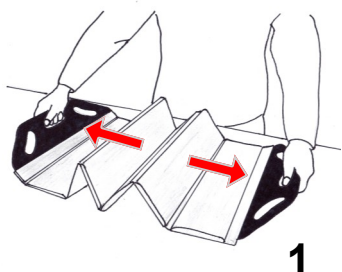
Multi[®] Master BOARD



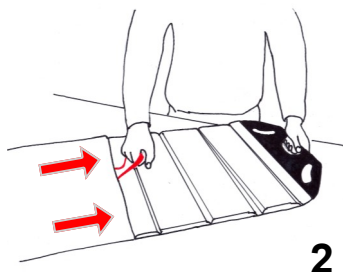
The Original Scandinavian Human Handling System

USER GUIDE

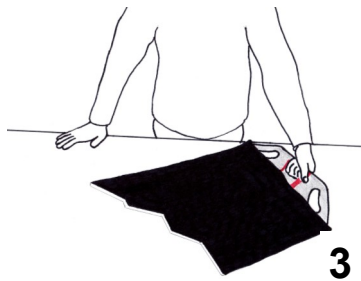
A. Preparation of Master BOARD Multi[®] Large




1
Master BOARD Multi Large is unfolded.



2
The enclosed nylon cover is placed over Master BOARD Multi Large.



3
Master BOARD Multi Large is now ready for use.

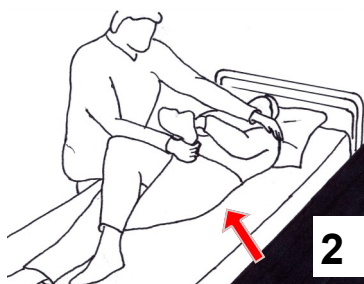


4
Before transfer is attempted, the wheels on both trolleys **MUST** be locked.

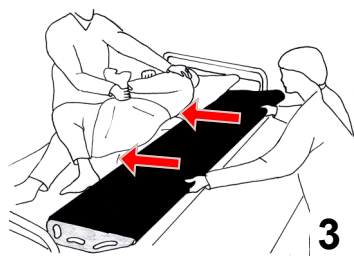
B. Positioning of Master BOARD Multi[®] Large




1
Turn the user onto the desired side.



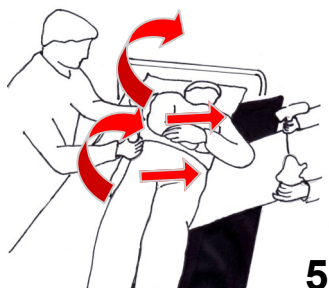
2
If possible you may use a sheet for turning.



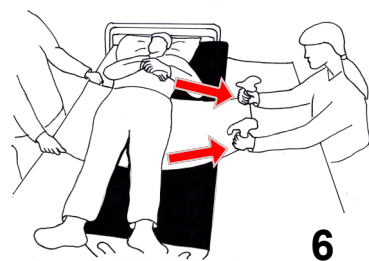
3
While one of the helpers holds the user in the side position, the other user positions the Master BOARD Multi Large so that it reaches from the user's head down to the hips and legs.



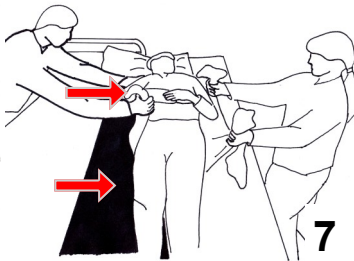
4
The user is now rolled backwards onto the Master BOARD Multi Large. Make sure that the head and one leg are up on the Master BOARD Multi Large.



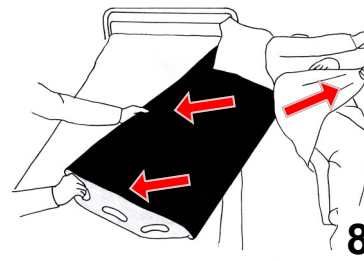
5
One helper grips the sheet near the hip area, pushes the shoulder, lifts the sheet up slightly and rolls the user's weight up and into the Master BOARD Multi Large. The longer the sheet is, the easier the transfer will be.



6
At the same time, the helper on the opposite side pulls the sheet in the shoulder and hip areas. Transfer to the Master BOARD Multi Large begins.



7
The trolley that the user was originally lying on is raised slightly higher than the one he or she is to be transferred to. The user is then transferred very smoothly onto the new trolley, while the Master BOARD Multi Large rolls with the user. Make sure that the user's legs are moved at the same time, either by the user or by the helpers.



8
One of the helpers now rolls the user's weight onto his or her side, while the other takes hold of the lower handle of the Master BOARD Multi Large. The board is then pulled very smoothly away from under the user.

Multi® Master BOARD



The Original Scandinavian Human Handling System

Description of the models

Master BOARD Multi Medium®

Consists of a padded stiffened board. Master BOARD® Multi Medium is divided into six sections and can be folded up like an accordion.

Master BOARD Multi Medium is a two-point board, which covers the hip, shoulder and head area. Here the user can either move his or her legs, or a helper can move them.

Master BOARD Multi Large®

Consists of a padded stiffened board. Master BOARD® Multi Large is divided into eight sections and can be folded up like an accordion.

Master BOARD Multi Large is a three-point board, which covers the whole length of the body.

Washing Instructions

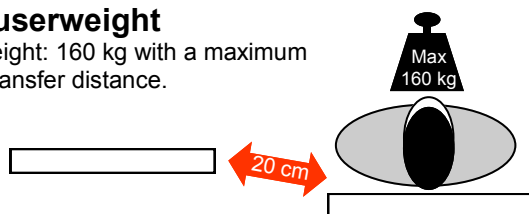
Master BOARD Multi® can be washed at 80°C.



Do not use fabric softener as this reduces the sliding effect.

Max. userweight

Body weight: 160 kg with a maximum 20 cm transfer distance.



Product Description

Master BOARD Multi® consists of a padded stiffened transfer board divided into sections. Over the Master BOARD Multi® a nylon cover is used, which rolls and slides with the board. In this way a rolling movement under the user is created.

Master BOARD Multi® can be used for lying or half-sitting transfer between beds, trolleys, reclining armchairs and wheelchairs among others.

What is unique about Master BOARD Multi® is that it creates a bridge between surfaces that are a small distance apart or have a small height difference. Its design means that it adapts to the surface being used for transfer, for instance where the user might be half-sitting in a bed or chair.

Master BOARD Multi® takes up little space in storage, as it can fold up like an accordion.

IMPORTANT

Always ensure that this Master CARE aid is intact by periodically inspecting the seams.

If this aid is severely worn, or has any other kind of damage, it should not be used.

If you are in doubt about the use of this aid, you should immediately contact Master CARE

LIABILITY

If this aid is used incorrectly or inappropriately, Master CARE will not be responsible for any accidents resulting in serious injury.



Master CARE
Sofienlystvej 3
DK-8340 Malling
Denmark



Tel. +45 86 93 85 85
Fax. +45 86 93 85 05
E-mail: info@master-care.dk
Web: www.master-care.dk